



Start

***This presentation reflects the World Rowing Statutes, Rules of Racing and interpretation of them in effect on Jan 1, 2022.
World Rowing is not responsible for providing updates to this material.***

The start and the start zone

Introduction

A very important moment for the athletes.

The jury has to “help” the crews:

with good communication,

clear instructions, and

a “calm” behavior in calm surroundings

“Calm” surroundings



Startbridge - media people



Start tower with Start bridge



Start Zone



Different **colour**
and distance
between the buoys
in the first 100
meters

Equipment for Starter



- Flags
- Bell
- Megaphone
- Radio
- Spare numbers
- Spare GPS
- For Final days: World Rowing- bibs
- *Personal equipment:*
 - BINOCULARS!!!!
 - Watch

Equipment of Start tower



Equipment for start fingers

- Yellow and red marker
- “ Fishing net ”



Different duties on the start tower

- 2 “groups”:
 - A. The members of the official jury (ITO)
 - B. The national or local officials *local jury* (NTO)
- Only **one** Starter in front (ITO)
- Assistant Starter (ITO or NTO)
- Ev. TO for Start system (recruited by OC)
- Ev. NTO responsible for Start tower
- **No additional people**

Starter: Controls to be done before the first start

- Check communications.
- Check equipment.
- Test Start
- Check of weather conditions.

Control of communications (1)

- **Audible communications:**

“internal” to the jury:

The Starter with:

The Judge at the Start.

The Senior Judge at the Finish.

The Control Commission.

The President of the Jury.

towards the crews:

Microphone & Loudspeakers.

The Aligner with the:

Boat holders

Control of communications (2)

- **Visible communications:**

“internal” to the jury :

white/red flags and/or lights.

towards the crews :

Red/white flags and/or red/green lights.

Clock (only showing minutes).

Yellow card and red card markers.


Board and chalks.

Start box



Control of weather conditions

- The Starter must regularly check the weather conditions in the start area.
- The Starter will regularly consult the judge at the start and the other umpires.
- In the case of unfair conditions the Starter consults the President of the Jury to discuss and decide about the appropriate measures.



Microphone, start box, white light
and clock in the same view angle,
including the crews !

The start and the start zone

The procedures before the start.

- Time control
- Determining the lanes
- *Fairness Committee decides which lanes to be used to get the most fair conditions for all crews*
- Call for crews to enter the start zone.
- The “count-down”.
- The words “ Two minutes”.

- The President of the Jury communicates the decision of the **Fairness Committee** concerning the allocation of the lanes.
(e.g. lanes 2-7 will be used for races with 6 crews)

Duties of the Starter

The Starter:

- Calls the boats
- Gives time indication
- Controls bow numbers and racing uniforms (together with the Assistant Starter)
- Is allowed (not obliged) to control additional weight of the coxswains
- Awards yellow cards and red cards

Announcements by the Starter

Announcements of the Starter

Calling the race

- Women's pair (W2-)
- Heat 1
 - POL lane 5
 - ESP lane 3
 - ITA lane 1
 - ROM lane 0
 - UKR lane 4
 - NED lane 2
- 6 Minutes

Announcements of the Starter

Calling the race

Authorization for the crews to use the lanes:

- Only if the race has been announced by the starter
- By calling the boats and their appropriate lanes
- **The boats are permitted to use their lanes**

The procedures before the start

Calling the crews into the start zone.

- In a clear and calm way.
- Starting with the **nearest** crew.
- It means : not in (reversed) lane order.
- Be attentive that the crews enter the start zone as close as possible to the start line!
- Be attentive that the crews stay in their own lane!





Important Note

The Starter must announce the crews correctly

- Example: BEL is Belgium not Belarus (BLR)
- If you are the Starter make sure you know the names of the crews on the start list → make notes if needed
- While you are waiting for the start time:
 - memorize (repeat to yourself) the names crews at the start while looking at the crew
 - Associate the nations' names with their uniforms and blades as you check for identity

Race	Start Time	Event		Round	Lanes						Progression System
		Code	Number		1	2	3	4	5	6	
120	16:30	M2-	(2)	Quarterfinal 4	DEN	NZL	CAN	CZE	POL	IRL	1-3->SA/B, 4...->SC/D
121	16:38	M1x	(8)	Quarterfinal 1	SWE	SUI	LTU	NZL	BEL	AUS	1-3->SA/B, 4...->SC/D

The “time countdown”

- When do you give the first information to a crew?

a first indication of time

for example: “8 minutes”

- From 5 minutes onwards before the start:

an indication at each minute

“5 minutes” - “4 minutes” - “3 minutes”

finally: “2 minutes”

The announcements of the Starter

Time remaining to the start

- ☐ five minutes
- ☐ four minutes
- ☐ three minutes
- Is the Umpire ready?
- ☐ two minutes

Is the umpire ready?



The procedures before the start

The words “Two minutes”.

- What exactly is meant by “Two minutes”?

The boats must be attached to the start fingers.

The rowers must be ready to start within the 2 minutes.

The crews are formally under the Starter's orders.

Remarks:

- 1) We must try to be as close as possible to a two minute gap between the words “Two minutes” and “Go” (or audible signal)
- 2) The Starter has the option of allowing a boat that arrives after 2 minutes to start the race and also whether to award a yellow card for being late.

Switch box – start yellow light



What is it for?

Sign for announcer and
TV catamaran:

- Next race starts within 2 minutes
- Stop, turn and prepare for next race
- **No more waves!!!**



The announcements by the Starter

With start system:


- 2 Minutes → **flashing light**
- Information: “ Raising Start System”

When all boats are attached:


- check uniforms,
- award any yellow cards,
- announce any information about racing, etc.

Starting procedure

1. “Two Minutes”.




“Two Minutes”



Boat not straight at start

Is the responsibility of each crew



except

Don't start if you can clearly see that within a few strokes a "clash" will occur

The announcements of the Starter

Awarding a Yellow Card

All remarks and eventual sanctions
(**after** "TWO MINUTES")

Call the nation

Reason of the call

Order or sanction

The announcements of the Starter

YELLOW CARD

- ☐ BELGIUM
- ☐ late at the start
- ☐ YELLOW CARD
- ☐ (control yellow marker)

- ☐ FRANCE
- ☐ traffic rules violation
- ☐ this morning during training
- ☐ YELLOW CARD
- ☐ (control yellow marker)

RED CARD

False Start by a crew that already has a warning

- ☐ AUSTRIA
- ☐ false start
- ☐ RED CARD
- ☐ Volunteer shows red marker
- ☐ please leave the course

Announcements by the Starter

RED CARD

- ☐ CANADA
- ☐ false start (violation of traffic rules, etc.)
- ☐ YELLOW CARD
- ☐ yellow marker

- ☐ CANADA
- ☐ false start
- ☐ RED CARD
- ☐ red marker
- ☐ leave the course

Announcements by the Starter

Identification/Uniform violations

- For uniform issues wait until after 2 minute call – the problem may “self correct” before the 2 minute call
- Use simple and easy to understand terms

- ☐ Russia
- ☐ Uniform Violation
- ☐ Hats
- ☐ (Penalty if required)

Example



Announcements by the Starter

- If the race has to be postponed:
 - The race is postponed until two ten p.m.
“ The race is delayed until two ten p.m. ”
 - or
 - Return to the pontoon
“ Go back to the pontoon, information will be given
by the Control commission”

Announcements by the Starter

Use the board

LM2X
R1
14.10

Duties of the Assistant Starter



Duties of the Assistant Starter

- **Helps Starter**
 - Checking order of arrival of the crews
 - Checking bow numbers and uniforms (by binoculars)
 -
- **On request of Starter, the Assistant Starter**
 - **Puts on the flashing light**
 - Communicates with somebody required
 -
- **Keeps in the background**

Aligning the crews

- The equipment.
- The Judge at the Start.
- The Aligner.
- Plan.

Aligner's hut



Equipment in Aligner's Hut Judge at the Start

- Communication with Starter (telephone and/or radio)
- Screen with frozen picture when started
- Reserve flags
- Reserve GPS-numbers (usually provided by Swisstiming)
- Reserve bow-numbers
- On final days reserve of World Rowing – T-Shirts


Aligning procedure

- The Aligner may start working once the first boat is attached
- The Aligner continues working **during the whole starting procedure, the roll call included**

Earplugs for start volunteers



Screens of Aligner



Same screen as JS

Ev. special
screen with
lanes

The Aligner at work



Adjusting the start fingers

Take in account that the volunteers will need time to adjust the start fingers in between two events !

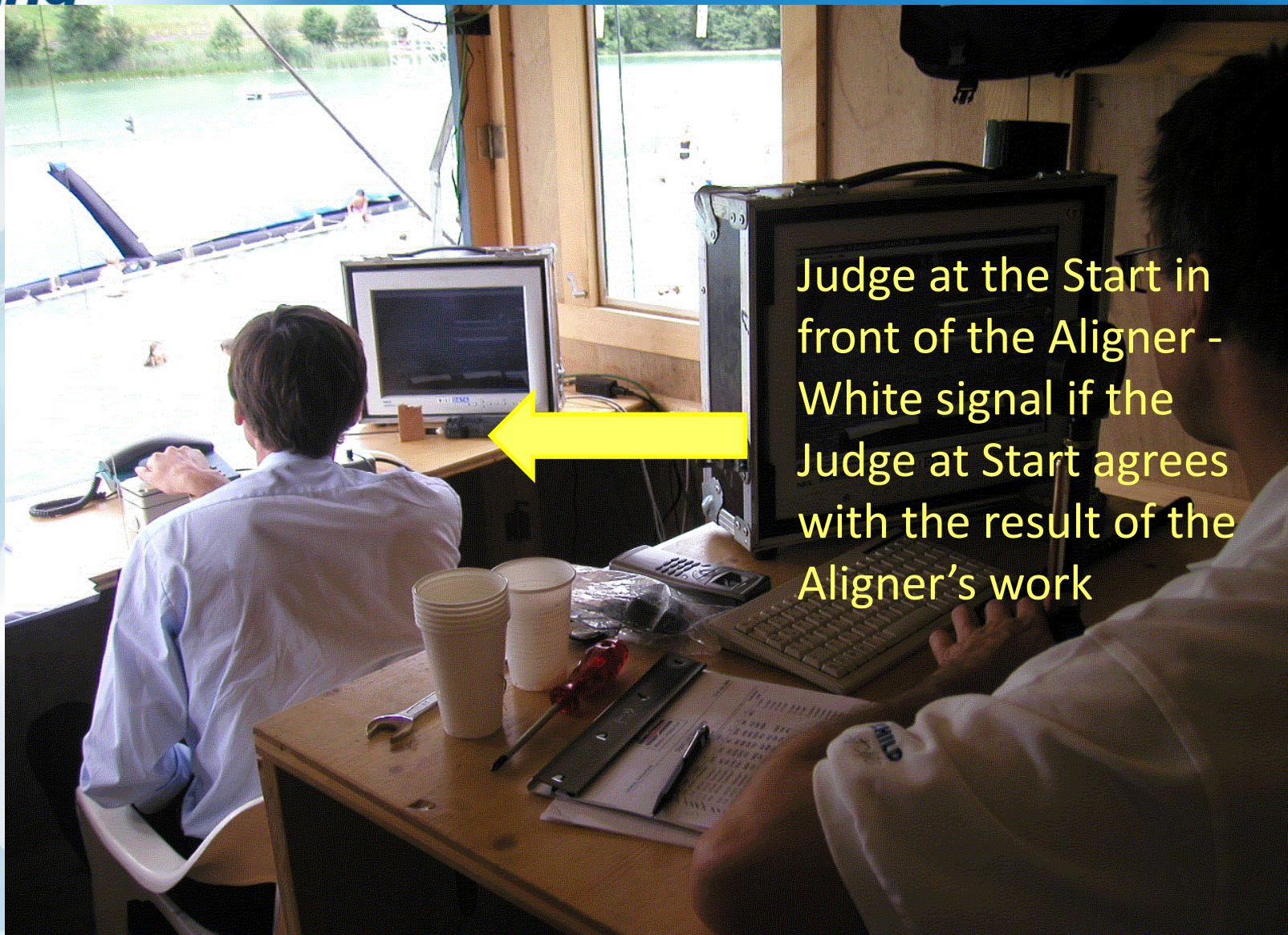


The Judge at the Start

- The Judge at the Start is a World Rowing umpire.
- The Judge at the Start judges the work of the aligner.
- When the alignment is OK, the Judge at the Start raises the white flag (or white light).
- ONLY the Judge at the Start decides on a false start.
- In case of a false start **the Judge at Start stops the race immediately** (or shows the red flag or red light).
- In case of a doubt, it is better to stop the race before starting the analysis of the start video.

Judging the Alignment

- before the boats are aligned the Judge at the Start will not show any white light or flag
- once the boats are aligned the Judge at Start will show the white light or white flag
- if the boats are no longer aligned the Judge at Start will turn off the white light or lower the white flag



Judge at the Start in
front of the Aligner -
White signal if the
Judge at Start agrees
with the result of the
Aligner's work

Aligned ➡ white light



Use of the Alignment Control Starting System

In the case when the starting system is in use, when all crews are attached and will not practice further, but no later than immediately after the “TWO MINUTES” call the Judge at the Start checks whether the start line is clear. If yes, the Judge at Start announces to the Starter:

Line is clear

then the Starter announces to the crews:


Raising start system

and pushes the button of the start system

Example From Judge at Start




Use of the Alignment Control Starting System



To prevent damage to boats in the event of a false start or a boat failure, a “break away” feature was added to The alignment control boot mechanism

If a boat is knocked down before all the start, all of the boots must be lowered and then raised again.




A new button was added to the “raising Start system” device which allows the lowering of all boots without actually giving start commands (prototype shown).

The Start Procedure

- The signal of the Judge at the Start.
- The roll-call.
- The word “Attention”.
- Raising the red flag by the Starter.
- A pause.
- The actual start.

Start procedure

2. Waiting for the crews to be aligned.



Start procedure

3. Roll-call.




Romania

Italy

**The
Netherlands**

Spain



Ukraine


Poland

Start procedure

4. End of roll call.

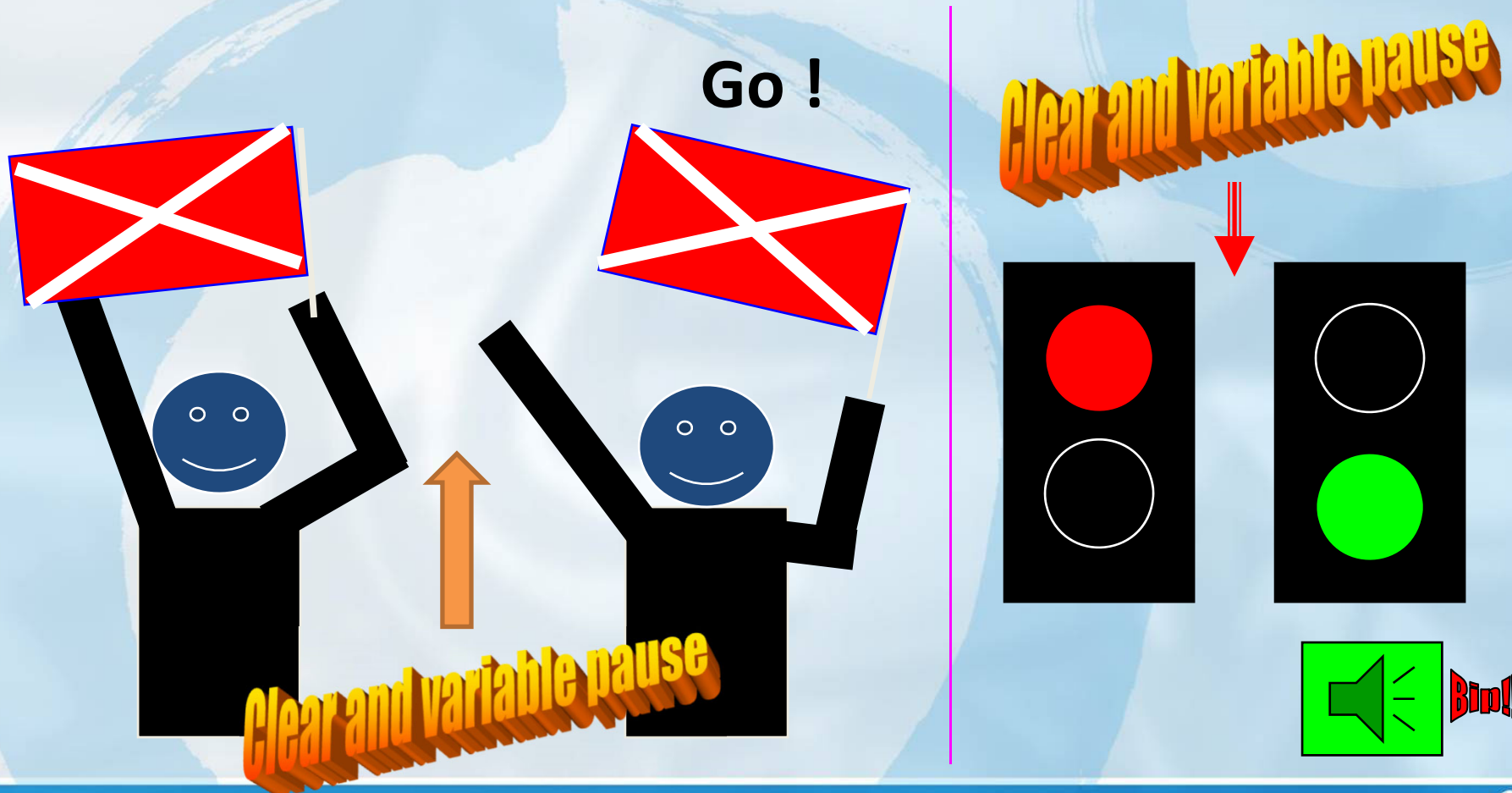


“ATTENTION”

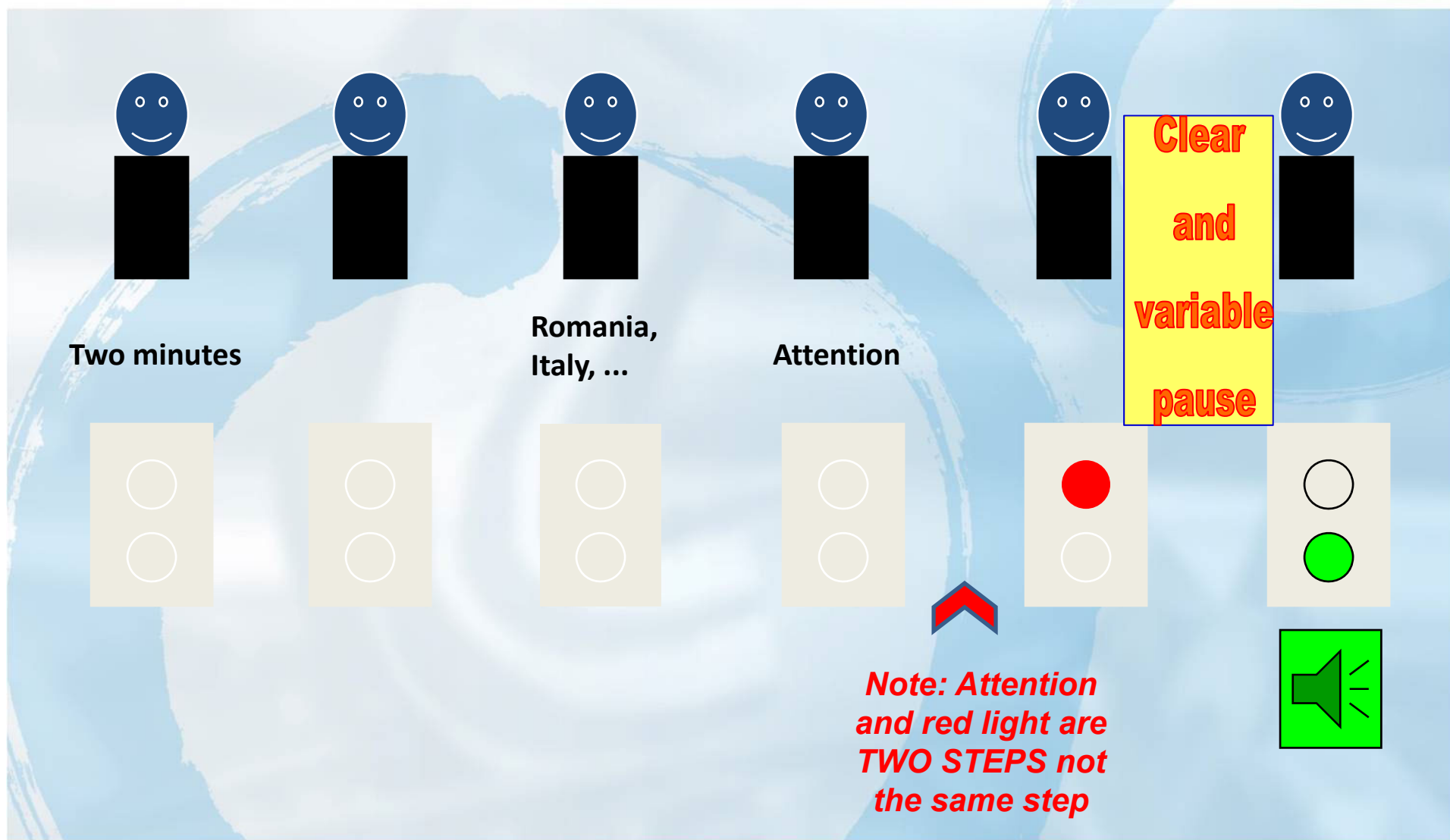


Start Procedure

5. a. red flag raised; b. start command.



Start procedure Summary.



Traffic lights: the Starter's view




RED LIGHT



GREEN LIGHT

Example



Judge at Start View of Start



Quick Start

- Who takes the decision?
- Consistency.
- Formula.

Quick Start

Who takes the decision?

- The Starter takes the decision, after consulting the Judge at the Start.

Quick Start Consistency

- The quick start may **not** be used to regain the lost time (for example due to a false start).
- In the same way, if the first start was a quick start, we will not use a “normal” start when a second start is needed.

Quick Start Formula

- **First** we have to inform the crews that we will use the “quick start” procedure:

“We will use the quick start procedure”

- **Then**, replace the roll-call with the words:
“All crews”

This means:

Quick Start Formula

*“All crews”
“Attention”*

red light

Raise the flag

Pause (clear and variable)

green light +
audible signal

*Lower the flag
to side + “Go”*

Interrupted Start Sequence

- If alignment is lost during the Roll Call:
 - Finish the Roll Call
 - At the end of Roll Call there is still no alignment wait until alignment is regained before continuing with “Attention”
 - If the delay is long, repeat the Roll Call
- If alignment is lost after “Attention” and/or the red light has been turned on:
 - If the red light has been turned on - reset the light system by pushing reset (red light) button to turn off red light
 - Announce “No Start”
 - After alignment has been regained begin start with the Roll Call

Interrupted Start Sequence

- A special situation when using the Swiss Timing Start system:
 - If the alignment is lost and the white light off and the Starter turns on the red light there is a *high pitched tone* that indicates no alignment



Key Word:

Attention

False Start

- Definition.
- Equipment.
- Who takes the decision?
- Who stops the race?
- Communication Starter/Judge at the Start.
- Communication with the crews concerned.

False Start Definition

- A crew that crosses the start line after the starter has raised the red flag and before the start has committed a false start.
- In the case of several crews crossing the start line before the start has been given, ONLY the Judge at the Start can decide which crew(s) have committed a false start.

False Start Equipment

- Freezing video screen.
- If a crew crossing the start line is seen on that frozen picture, then the race needs to be stopped.

False Start

Who takes the decision?
Who stops the race?

- **THE JUDGE AT THE START!**

- Showing the red flag (or equivalent) **or stopping the race with traffic light system**
- Remark: if in doubt, always stop the race. After analysing the picture on the screen, communicate the result to the starter

False Start

Who stops the race?

JUDGE AT THE START!

- Remark: if the Judge at the Start for any reason cannot stop the race by activating the false start button, then the starter (or the umpire on the water) may assist to stop the race

False Start

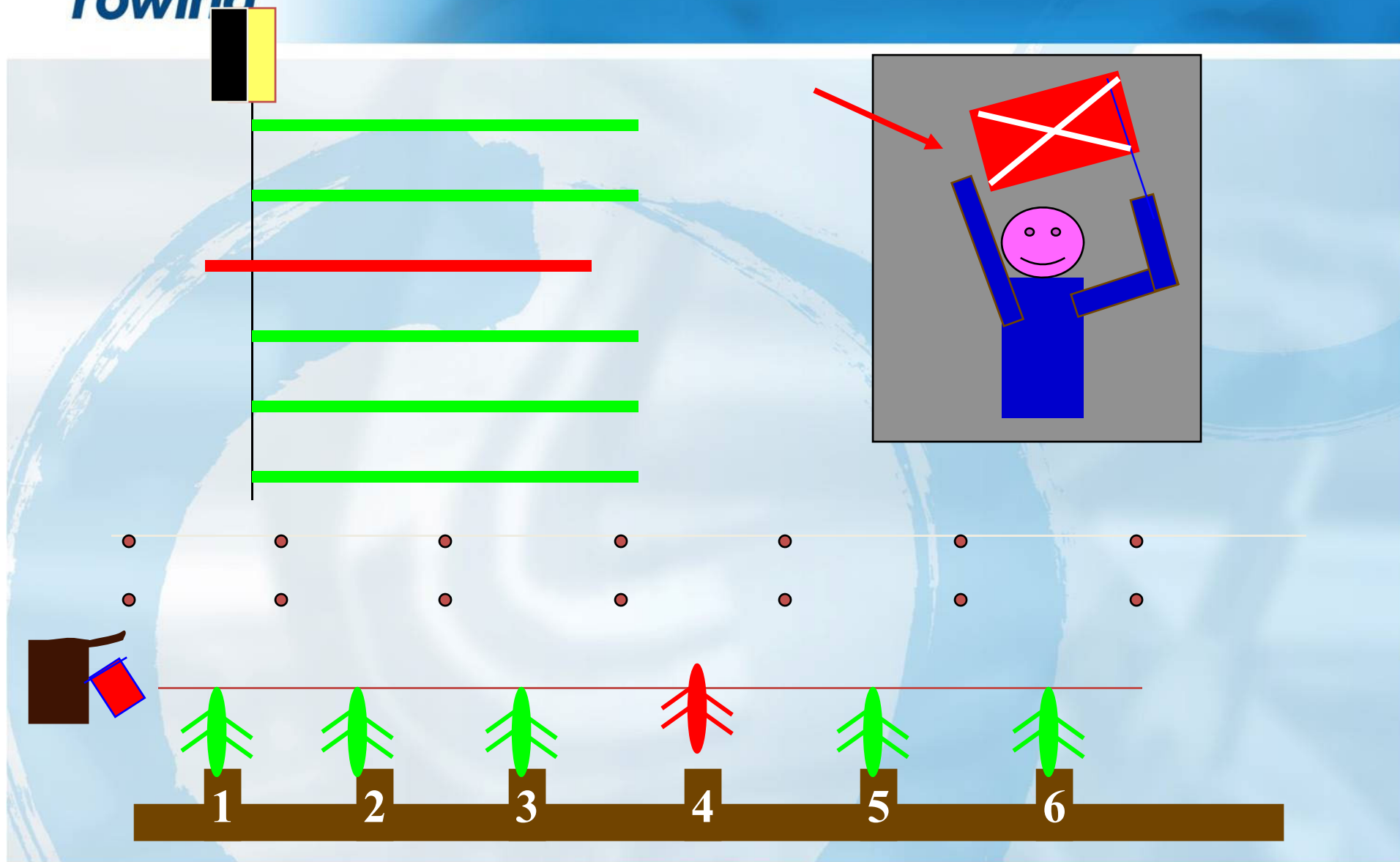
Communication Starter/Judge at the Start

- The judge at the start communicates the NAME(S) of the crew(s) that committed a false start.
- NEVER communication of bow/lane numbers ! (Avoid misunderstandings!)

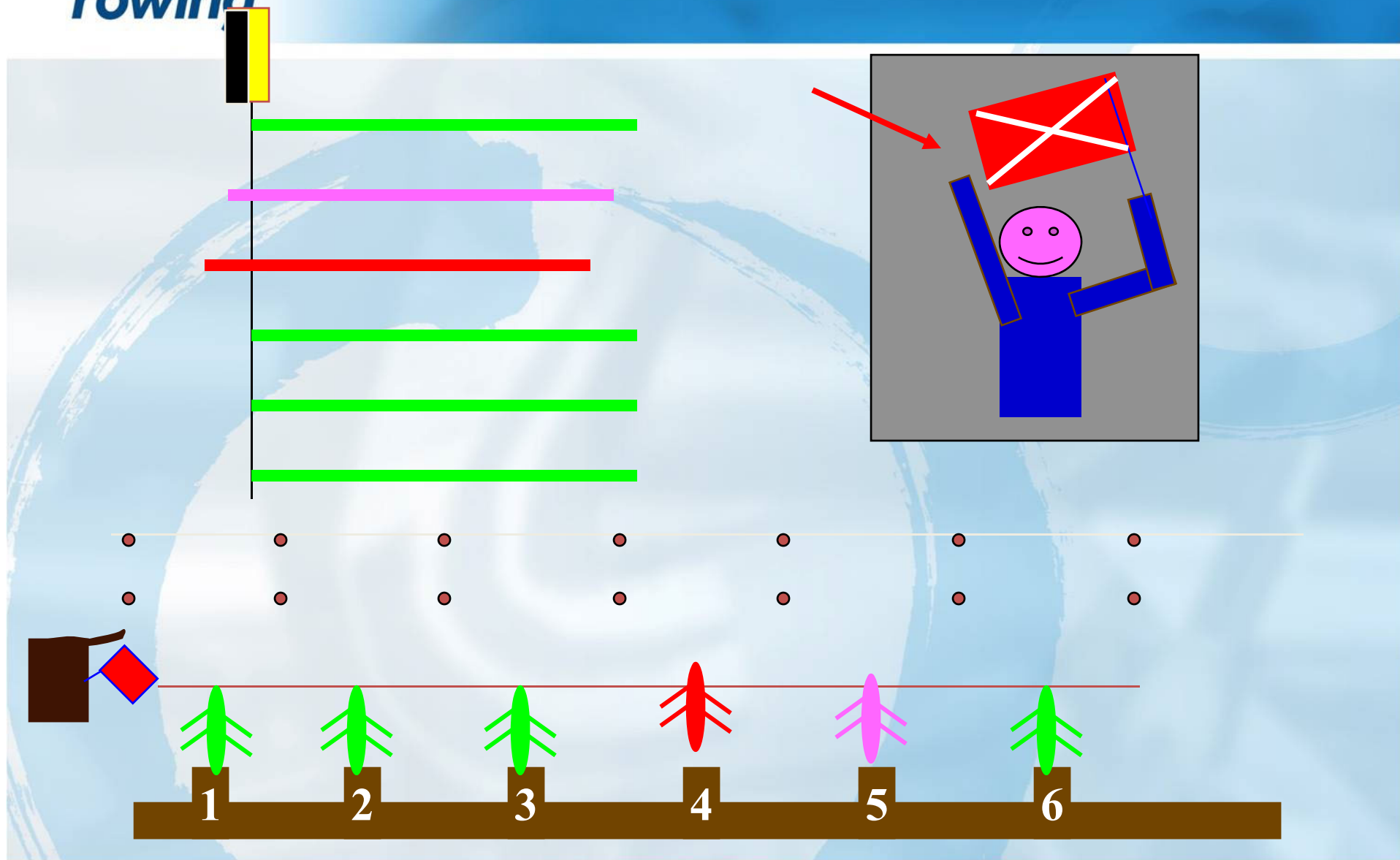
False Start

- Communication of Yellow Card / Red Card:
- Starter to President of the Jury
 - For written confirmation of the Yellow Card/Red Card, which is to be handed to the team manager of the crew concerned.

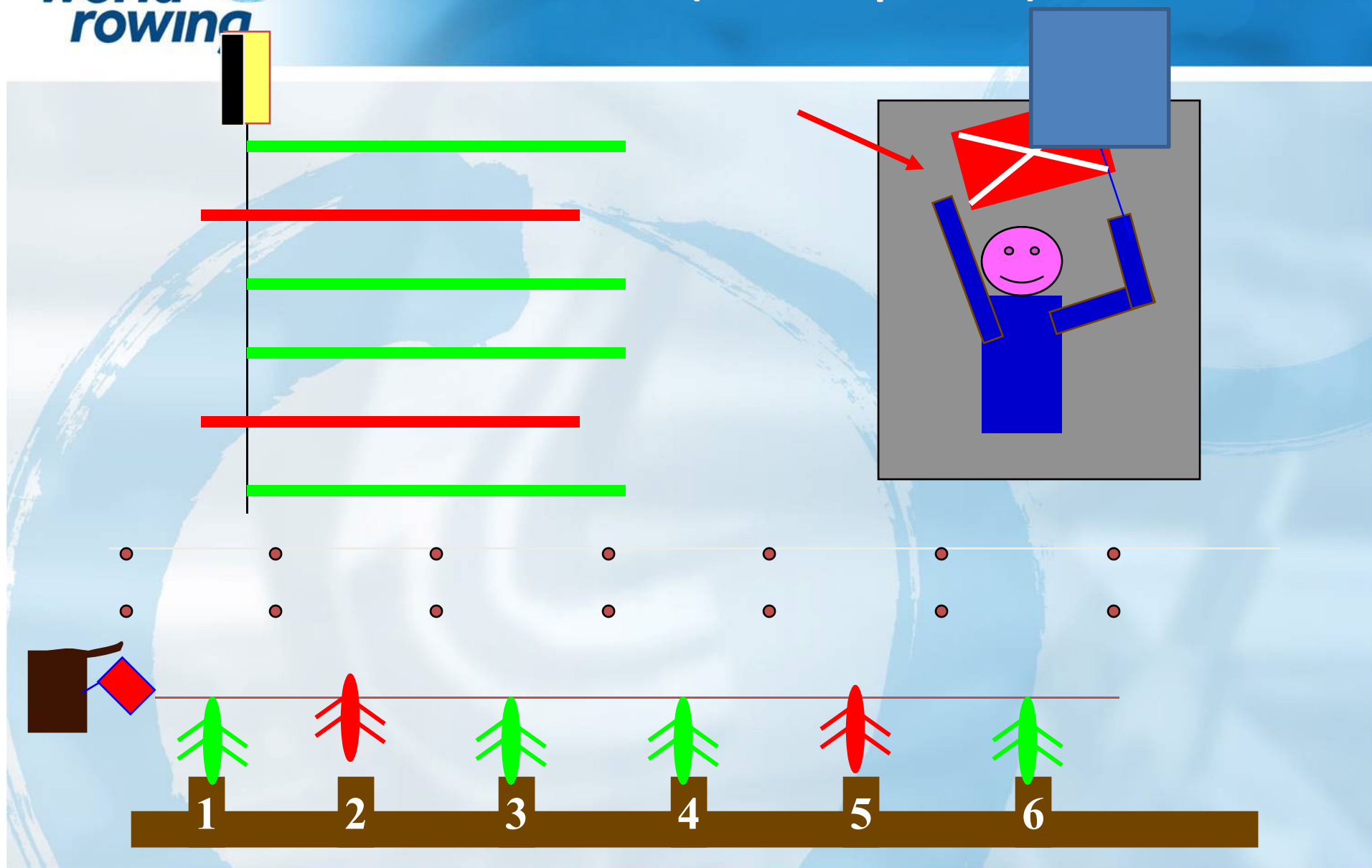
False Start (Example 1)



False Start (Example 2)



False Start (Example 3)



False Start

Announcements of Yellow Cards

- ☐ WAIT : until all crews are back at the start fingers
- ☐ ANNOUNCEMENT of the Yellow or Red card
- ☐ CONTROL : that yellow or red marker is clearly shown to the crew(s) concerned

Yellow card marker shown too early



Yellow Card marker shown on time



Damage in the Start zone (after the start)

**NO LONGER EXISTS SINCE THE
EXTRAORDINARY
CONGRESS COPENAGHEN
15-17 FEBRUARY 2013**

However if there is damage **BEFORE** the start
please contact the President of the Jury to
determine proper actions

Note: The 100 meter breakage still applies to the World Rowing Masters Regatta where some boats are rentals. Crews have 10 minutes to fix any breakage.

Para-Rowing Starts

- PR3Mix4+ or PR3Mix2x : Athletes with vision impairment:
- The starter has to announce “red light” or “red flag”



Para-Rowing Starts

SAT 1 SEP 2012

Start List Summary

Event Number	Round	Lanes				
		1	2	3	4	5
x (71)	Repechage 1	HUN	POL	BRA	ISR	RSA
x (71)	Repechage 2	POR	CAN	FRA	KOR	JPN
(72)	Repechage 1	ARG	USA	KOR	AUS	ESP
(72)	Repechage 2	GER	BRA	RUS	NZL	UKR
(73)	Repechage 1	ISR	BRA	GBR	ITA	BLR
(73)	Repechage 2	RUS	UKR	USA	AUS	POL
(74)	Repechage 1	RUS	CHN	UKR	CAN	IRL
(74)	Repechage 2	BRA	ITA	USA	FRA	BLR

Red light

- Do not forget!!!

Objection

- Raised hand



OBJECTION!



Objections at the Start

- Any objection by a crew yellow carded, red carded or disqualified which is raised on the spot
- Has to be decided immediately by the Umpire or the Starter, and
- Has to be communicated to all concerned race officials (PoJ, World Rowing,...)
- Objections at the Start can only be for yellow cards awarded during warm-up or at the Start

Note: A crew awarded a yellow card during cool down or practice must object to that yellow card before launching for a race.

NEW DEVELOPMENTS AT THE START

- Athlete introduction/Fan Interaction
 - Between 2 minutes and 30 seconds before a start, the athletes are introduced live to the spectators
- Athlete Lane Selection
 - 35-60 minutes before a start, athletes select their race lanes in a “ceremony”

QUESTIONS?

THE END

THANK YOU FOR YOUR ATTENTION